



**JMG Cranes S.p.A.**

Sales & Service Office  
Via Bergamo, 142  
26100 Cremona - Italy  
t +39 0372 1786738  
Production Plant  
Via Sito Nuovo 14  
29010 Sarmato (PC) - Italy  
t +39 0523 8486  
e info@jmgcranes.com




[www.jmgcranes.com](http://www.jmgcranes.com)

Data subject to change without prior notice  
Edition 03/2020 © 2020 JMG Cranes S.p.A. All rights reserved  
Rev. 1.0200



Electric  
Pick & Carry  
Cranes



**MC 350 (inch)**  
Max Capacity  
**77,000 lbs**

**JMG**<sup>®</sup>  
movetosolution

## MC 350

FRONT-WHEELS DRIVE WITH COUNTER ROTATION  
 HYDRAULICALLY TELESCOPING PROPORTIONAL TYPE BOOM  
 180° REAR STEERING  
 REMOVABLE COUNTERWEIGHTS

### Options :

- HYDRAULIC WINCH
- HYDRAULIC JIB WITH HYDRAULIC EXTENSION
- BENDABLE MANUAL JIB WITH MANUAL EXTENSION
- NON-MARKING TIRES
- FRONT OUTRIGGERS
- RADIO REMOTE CONTROL
- HYDRAULIC FORKS
- MAN BUCKET
- ATEX CONVERSIONS
- CUSTOMIZED PAINTING



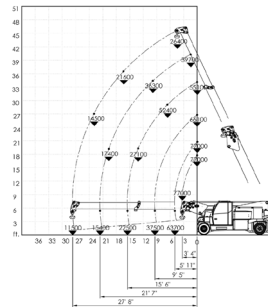
### Technical features

Max. Capacity lbs	77,000
Dimensions inch	16'11"X7'4"X7'6"

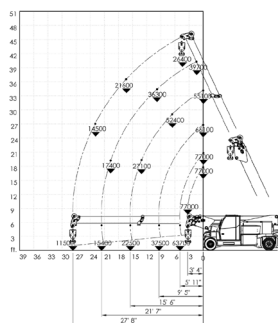
<ul style="list-style-type: none"> <li>Front-wheels drive, 2 electric motors AC 12 kW 96V Insulation class H</li> </ul>	<ul style="list-style-type: none"> <li>LMI: Electronic safe load indicator and tilting moment limiter</li> </ul>
<ul style="list-style-type: none"> <li>Total lbs 67100</li> <li>Removable counterweights lbs 19300</li> </ul>	<ul style="list-style-type: none"> <li>Hydraulically foot controlled service brake on all wheels, hydraulically automatic or button controlled parking brake on front wheels</li> </ul>
<ul style="list-style-type: none"> <li>96 V - 1395 Ah</li> <li>8 working hours</li> </ul>	<ul style="list-style-type: none"> <li>Fabricated from preformed and welded quality steel plate</li> </ul>
<ul style="list-style-type: none"> <li>Front nr. 4 superelastic 355/50-20"</li> <li>Rear nr. 4 superelastic 355/50-20"</li> </ul>	<ul style="list-style-type: none"> <li>+60°/-7°</li> </ul>
<ul style="list-style-type: none"> <li>Rear Steering angle -90°/+90°</li> </ul>	<ul style="list-style-type: none"> <li>Motor driven pump 1x35 kW - 96 V AC, 1x23 kW - 96 AC.</li> </ul>

### Load charts

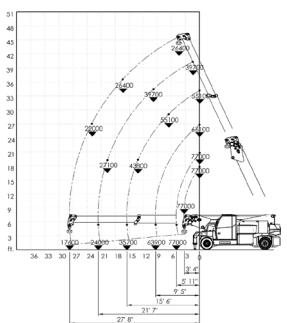
ON WHEELS FIXED HOOK



HYDRAULIC WINCH



ON OUTRIGGERS FIXED HOOK



### EU Standards CE

UNI ISO 4030-1 A1
2006/42/CE - 2000/14/CE - 2014/53 UE - 2014/35/UE - D.Lgs 262/2002 subsequent modifications
EN 13000:2014 subsequent modifications

### Dimensions

