

**PERFORMANCE
INNOVATION
SELECTION****RELIABILITY
WARRANTY
VISIBILITY**

XR2450

Capacity 24,000 lbs
 Max. Lift Height 50'
 Forward Reach 36'
 Frame Leveling L/R 8°
 Weight 52,500 lbs
 Engine Perkins 130 hp
 Fuel Capacity 72 gal
 Tires Foam Filled
 16.0 x 25 - 28 E3
 GPM 49
 PSL 4,000
 Hydraulic Oil Cap 58 gal
 Length to fork face 27'
 Width 102"
 Height 9' 6"
 Wheel Base 148"
 Ground Clearance 15"
 Turning Radius 16' 8"
 Warranty Xtreme 10-5-2

**10-5-2 WARRANTY****10 YEARS OR 10,000 HOURS**
FRAME & CHASSIS WELDMENT**5 YEARS OR 5,000 HOURS**
BOOM WELDMENT & ROLLERS**2 YEARS OR 2,000 HOURS**

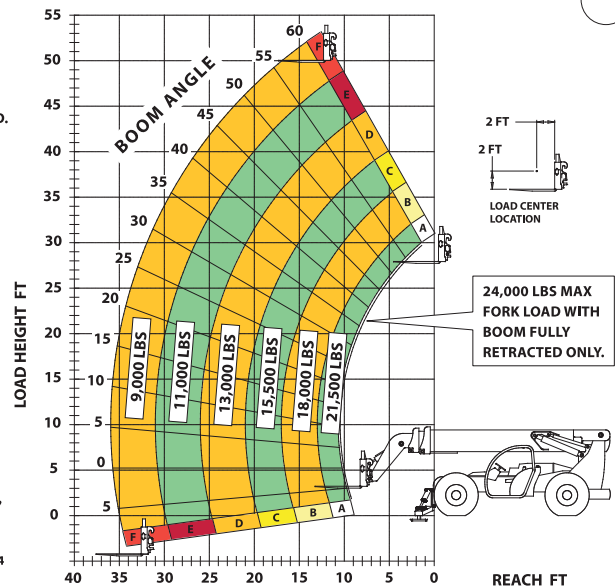
ENGINE, ELECTRICAL, TRANSMISSION, DRIVE AXLES & HYDRAULIC COMPONENTS

1415 W. Bonanza Rd. Las Vegas, NV
(702) 636-2969 (800) 497-1704www.xtremefc.com**XR2450 LOAD CHART OUTRIGGERS DOWN
STANDARD 6FT CARRIAGE**


THE REAR AXLE MUST BE LOCKED AND THE OUTRIGGERS FIRMLY AGAINST THE GROUND.

LOAD RATINGS SHOWN ARE FOR VEHICLES EQUIPPED WITH FOAM FILLED TIRES ONLY.

12,000 LBS AT 24 IN MIN CAPACITY FORK (24,000 LBS PAIR).


702-636-2969 • 800-497-1704
P/N 17089-001**PERFORMANCE
INNOVATION
SELECTION****RELIABILITY
WARRANTY
VISIBILITY**


Long-Life Rollers



Boom Lift Point



360° Visibility



Operator Controls

The XTREME Difference

- 360° Visibility
- Long Life Boom Rollers
- Suspension Seat
- Easy Service Access
- Protected Tilt & Extend Cylinders
- Steel Hydraulic & Fuel Tanks
- Long Life Lexan Labels
- Fiberglass Hoods
- Heavy Duty Boom Chains
- Suspended Pedals
- Electrical Ring Terminals
- Wider Outrigger Stance
- Large Capacity Fuel Tanks
- Trunnion Mounted Sway Cylinders
- Melonite Pins
- Rear Axle Stabilization (RAS)
- Center Mounted Power Train
- Standard Auxiliary Hydraulics
- Solid Steel Plate Chassis
- Steel Dash
- Ductile Steel Manifold
- Easy Cab Mounted Grab Handles
- Reliable Perkins Engine
- Master Disconnect Switch
- Boom Lift Point
- Axle Mounted Outriggers
- Manual Lowering Valve (Cylinders)
- Large Cross Section Boom
- Easy Tie Downs
- "Y" Frame Sway Handle
- Heavy Duty Pre-Cleaner
- Additional High Pressure Hyd Filter
- Direct Engine/Trans Connection
- Individual Gauges and Switches

Attachments

- Standard Fixed Carriage (48", 60", 72", 96")
- Fork Positioning Carriage (48", 72", 96")
- Swing Carriage
- Tilt Carriage
- Personnel Platform
- Sling Mount
- Bucket (1.0 - 2.0 cu-yd)
- Truss (2 ft, 3 ft, 12 ft, 15 ft)
- Telescopic Truss (Slide on)
- Pole Grapple Carriage
- Grapple Bucket
- Concrete Hopper

Accessories / Options

- Enclosed Cab w/Heat
- Enclosed Cab w/Heat & A/C
- Boom Work Light Package
- Flashing Amber Strobe
- Pintle Hook
- Tail/Turn/Brake Lights
- LED Lighting
- Steel Fenders
- 5th Wheel Attachment
- Boom Maintenance Stand
- Battery Blanket
- Limited Slip Axle(s)
- Locking Fuel Cap
- Soft Cab
- Additional Lift Points
- Swivel Lifting Hook
- Auxiliary Cab Heater
- Dual Batteries
- Clear Glass
- Padded Arm Rest
- Two Wheel Rear Steer