



PERFORMANCE
INNOVATION
SELECTION



RELIABILITY
WARRANTY
VISIBILITY

XR1642

- Capacity 16,000 lbs
- Lift Height 42'
- Forward Reach 24' 10"
- Frame Leveling L/R 8°
- Weight 41,000 lbs
- Engine Perkins 130 hp
- Fuel Capacity 72 gal
- Tires (Standard) Foam Filled
17.5 x 25 E3
- GPM 49
- PSI 4,000
- Hydraulic Oil Capacity 58 gal
- Length to fork face 26'
- Width 102"
- Height 8' 11"
- Wheel Base 147"
- Ground Clearance 15"
- Turning Radius 15' 10"
- Warranty Xtreme 10-5-2



SINCE 2003

10-5-2 WARRANTY

- 10 YEARS OR 10,000 HOURS**
FRAME & CHASSIS WELDMENT
- 5 YEARS OR 5,000 HOURS**
BOOM WELDMENT & ROLLERS
- 2 YEARS OR 2,000 HOURS**
ENGINE, ELECTRICAL, TRANSMISSION, DRIVE AXLES & HYDRAULIC COMPONENTS

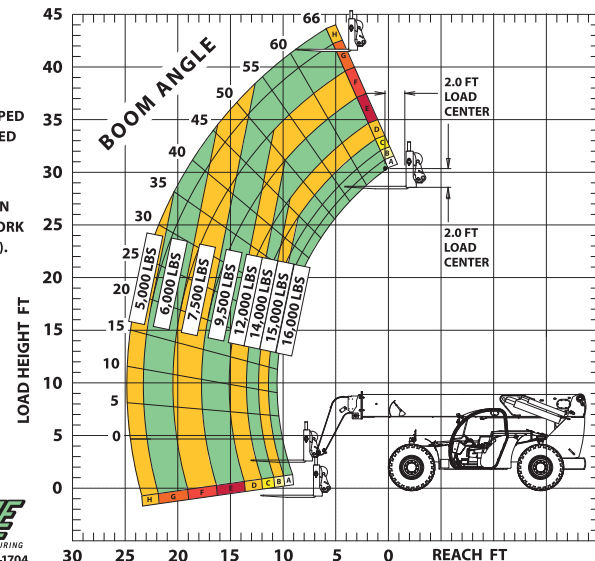
1415 W. Bonanza Rd. Las Vegas, NV
(702) 636-2969 (800) 497-1704

www.xtremefc.com

XR1642 LOAD CHART - STANDARD CARRIAGE

LOAD RATINGS SHOWN ARE FOR VEHICLES EQUIPPED WITH FOAM FILLED TIRES ONLY.

8,000 LBS AT 24 IN MIN CAPACITY FORK (16,000 LBS PAIR).



P/N 17224-000




PERFORMANCE
INNOVATION
SELECTION



RELIABILITY
WARRANTY
VISIBILITY




Long-Life Rollers



Boom Lift Point



360° Visibility



Operator Controls

The XTREME Difference



- 360° Visibility
- Long Life Boom Rollers
- Suspension Seat
- Easy Service Access
- Protected Tilt & Extend Cylinders
- Steel Hydraulic & Fuel Tanks
- Long Life Lexan Labels
- Fiberglass Hoods
- Heavy Duty Boom Chains
- Suspended Pedals
- Electrical Ring Terminals
- Wider Outrigger Stance
- Large Capacity Fuel Tanks
- Trunnion Mounted Sway Cylinders
- Melonite Pins
- Rear Axle Stabilization (RAS)
- Center Mounted Power Train
- Standard Auxiliary Hydraulics
- Solid Steel Plate Chassis
- Steel Dash
- Ductile Steel Manifold
- Easy Cab Mounted Grab Handles
- Reliable Perkins Engine
- Master Disconnect Switch
- Boom Lift Point
- Axle Mounted Outriggers
- Manual Lowering Valve (Cylinders)
- Large Cross Section Boom
- Easy Tie Downs
- "Y" Frame Sway Handle
- Heavy Duty Pre-Cleaner
- Additional High Pressure Hyd Filter
- Direct Engine/Trans Connection
- Individual Gauges and Switches

Attachments



- Standard Fixed Carriage (48", 60", 72", 96")
- Fork Positioning Carriage (48", 72", 96")
- Swing Carriage
- Tilt Carriage
- Personnel Platform
- Sling Mount
- Bucket (1.0 - 2.0 cu-yd)
- Truss (2 ft, 3 ft, 12 ft, 15 ft)
- Telescopic Truss (Slide on)
- Pole Grapple Carriage
- Grapple Bucket
- Concrete Hopper

Accessories / Options



- Enclosed Cab w/Heat
- Enclosed Cab w/Heat & A/C
- Boom Work Light Package
- Flashing Amber Strobe
- Pintle Hook
- Tail/Turn/Brake Lights
- LED Lighting
- Steel Fenders
- 5th Wheel Attachment
- Boom Maintenance Stand
- Battery Blanket
- Limited Slip Axle(s)
- Locking Fuel Cap
- Soft Cab
- Additional Lift Points
- Swivel Lifting Hook
- Auxiliary Cab Heater
- Dual Batteries
- Clear Glass
- Padded Arm Rest
- Two Wheel Rear Steer