



**PERFORMANCE
INNOVATION
SELECTION**



**RELIABILITY
WARRANTY
VISIBILITY**

XR1270

- Capacity 12,000 lbs
- Max Lift Height 70'
- Forward Reach 53' 10"
- Frame Leveling L/R 8°
- Weight 47,300 lbs
- Engine Perkins 130 hp
- Fuel Capacity 72 gal
- Tires Foam Filled
17.5 x 25 E3
- GPM 49
- PSI 4,000
- Hydraulic Oil Cap 58 gal
- Length to fork face 26' 5"
- Width 102"
- Height 8' 11"
- Wheel Base 147"
- Ground Clearance 15"
- Turning Radius 15' 10"
- Warranty Xtreme 10-5-2



10-5-2 WARRANTY

10 YEARS OR **10,000** HOURS
FRAME & CHASSIS WELDMENT

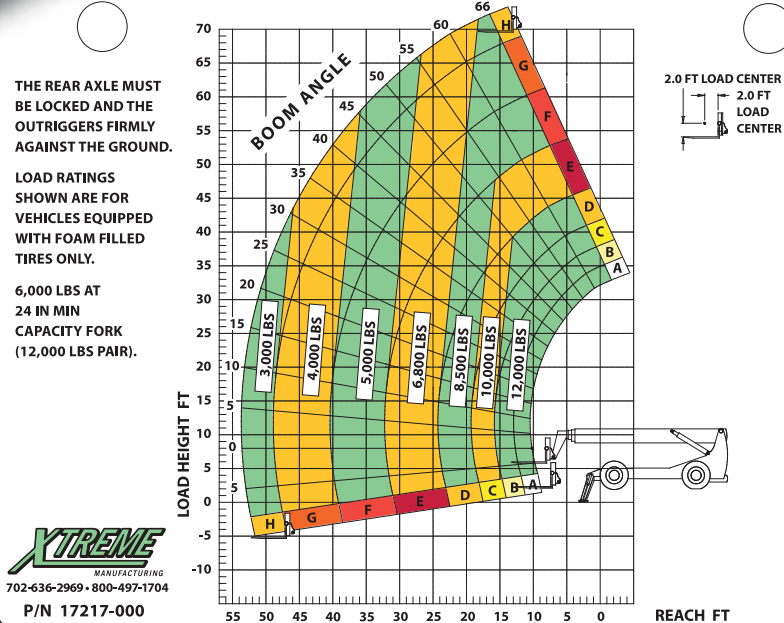
5 YEARS OR **5,000** HOURS
BOOM WELDMENT & ROLLERS

2 YEARS OR **2,000** HOURS
ENGINE, ELECTRICAL, TRANSMISSION, DRIVE AXLES & HYDRAULIC COMPONENTS

1415 W. Bonanza Rd. Las Vegas, NV
(702) 636-2969 (800) 497-1704

www.xtremefc.com

XR1270 LOAD CHART OUTRIGGERS DOWN - STANDARD CARRIAGE




**PERFORMANCE
INNOVATION
SELECTION**



**RELIABILITY
WARRANTY
VISIBILITY**




Long-Life Rollers



Boom Lift Point



360° Visibility



Operator Controls

The XTREME Difference



- 360° Visibility
- Long Life Boom Rollers
- Suspension Seat
- Easy Service Access
- Protected Tilt & Extend Cylinders
- Steel Hydraulic & Fuel Tanks
- Long Life Lexan Labels
- Fiberglass Hoods
- Heavy Duty Boom Chains
- Suspended Pedals
- Electrical Ring Terminals
- Wider Outrigger Stance
- Large Capacity Fuel Tanks
- Trunnion Mounted Sway Cylinders
- Melonite Pins
- Rear Axle Stabilization (RAS)
- Center Mounted Power Train
- Standard Auxiliary Hydraulics
- Solid Steel Plate Chassis
- Steel Dash
- Ductile Steel Manifold
- Easy Cab Mounted Grab Handles
- Reliable Perkins Engine
- Master Disconnect Switch
- Boom Lift Point
- Axle Mounted Outriggers
- Manual Lowering Valve (Cylinders)
- Large Cross Section Boom
- Easy Tie Downs
- "Y" Frame Sway Handle
- Heavy Duty Pre-Cleaner
- Additional High Pressure Hyd Filter
- Direct Engine/Trans Connection
- Individual Gauges and Switches

Attachments



- Standard Fixed Carriage (48", 60", 72", 96")
- Fork Positioning Carriage (48", 72", 96")
- Swing Carriage
- Tilt Carriage
- Personnel Platform
- Sling Mount
- Bucket (1.0 - 2.0 cu-yd)
- Truss (2 ft, 3 ft, 12 ft, 15 ft)
- Telescopic Truss (Slide on)
- Pole Grapple Carriage
- Grapple Bucket
- Concrete Hopper

Accessories / Options



- Enclosed Cab w/Heat
- Enclosed Cab w/Heat & A/C
- Boom Work Light Package
- Flashing Amber Strobe
- Pintle Hook
- Tail/Turn/Brake Lights
- LED Lighting
- Steel Fenders
- 5th Wheel Attachment
- Boom Maintenance Stand
- Battery Blanket
- Limited Slip Axle(s)
- Locking Fuel Cap
- Soft Cab
- Additional Lift Points
- Swivel Lifting Hook
- Auxiliary Cab Heater
- Dual Batteries
- Clear Glass
- Padded Arm Rest
- Two Wheel Rear Steer