

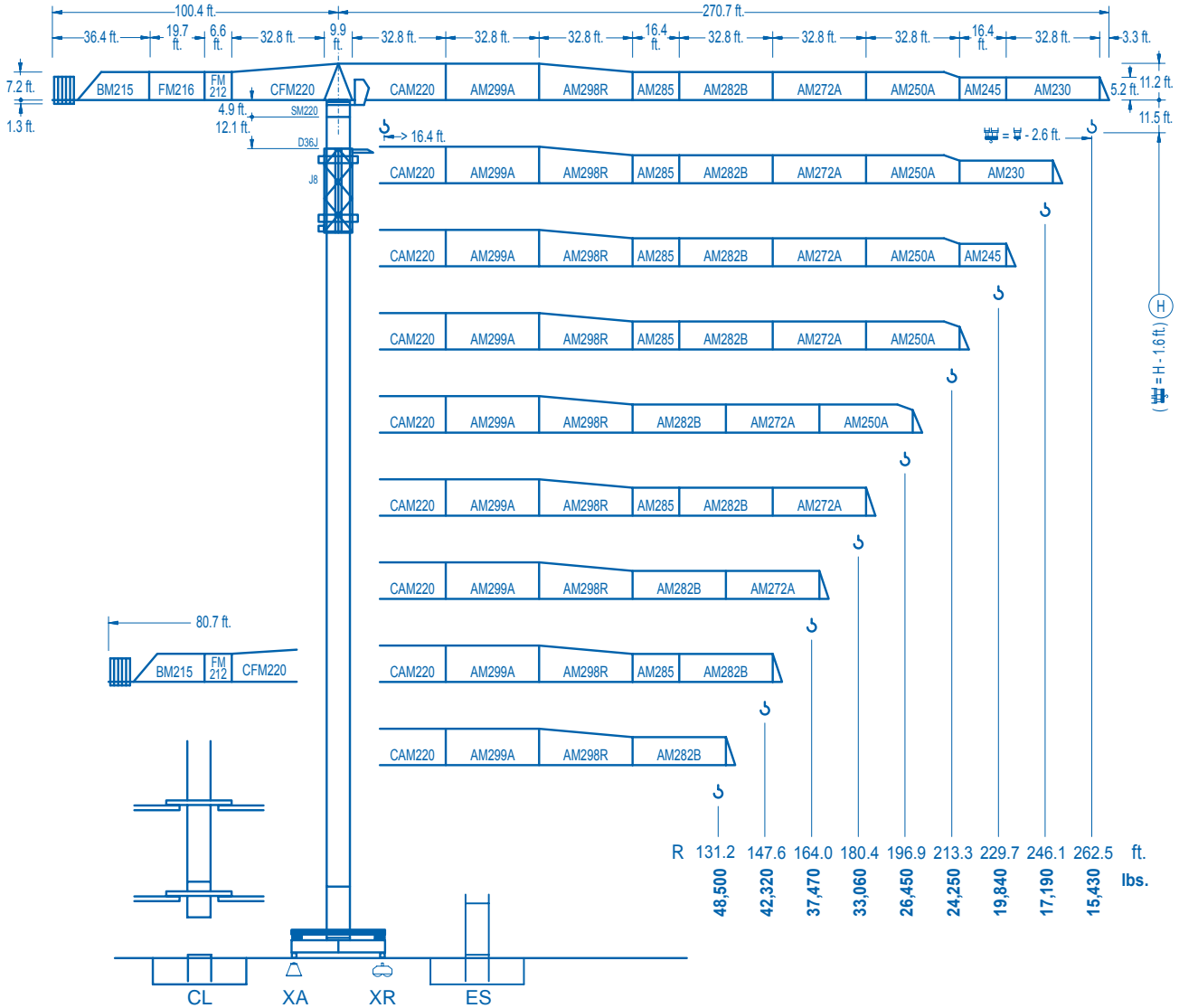


# LINDEN COMANSA

LINDEN 2100

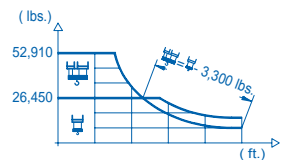
21 LC 750

52,910 lbs.

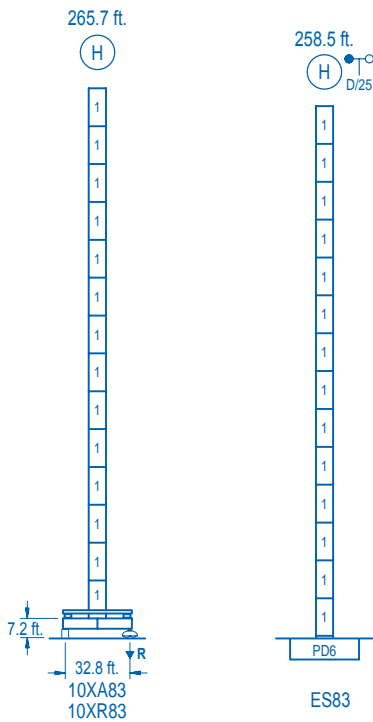


CE EN 14439 (C/25)

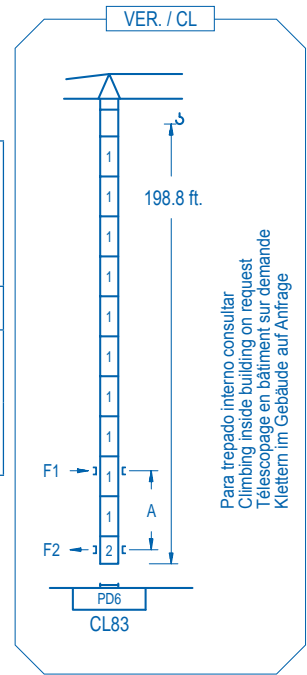
R (ft.)	⚖️										⚖️						
262.5	86.6	91.9	98.4	105.0	111.5	118.1	124.7	131.2	150.9	166.3	180.4	196.9	213.3	229.7	246.1	262.5	ft.
	52,910	49,160	45,210	41,790	38,770	36,130	33,750	31,630	26,450	26,450	24,090	21,750	19,790	18,140	16,680	15,430	lbs.
246.1	88.3	91.9	98.4	105.0	111.5	118.1	124.7	131.2	153.9	170.6	180.4	196.9	213.3	229.7	246.1	ft.	
	52,910	50,390	46,360	42,850	39,770	37,050	34,630	32,470	26,450	26,450	24,770	22,390	20,390	18,670	17,190	lbs.	
229.7		92.2	98.4	105.0	111.5	118.1	124.7	131.2	147.6	161.1	179.5	196.9	213.3	229.7	ft.		
		52,910	48,960	45,280	42,060	39,210	36,680	34,410	29,620	26,450	26,450	23,760	21,640	19,840	lbs.		
213.3			101.0	105.0	111.5	118.1	124.7	131.2	147.6	164.0	176.8	197.8	213.3	ft.			
			52,910	50,480	46,930	43,800	41,000	38,510	33,260	29,120	26,450	26,450	24,250	lbs.			
196.9				110.6	118.1	124.7	131.2	147.6	164.0	180.4	196.9	ft.					
				52,910	48,940	45,870	43,120	37,360	32,780	29,050	26,450	lbs.					
180.4					120.4	124.7	131.2	147.6	164.0	180.4	ft.						
					52,910	50,830	47,810	41,510	36,500	33,060	lbs.						
164.0						121.1	124.7	131.2	147.6	164.0	ft.						
						52,910	51,080	48,060	41,730	37,470	lbs.						
147.6							120.1	124.7	131.2	147.6	ft.						
							52,910	50,660	47,660	42,320	lbs.						
131.2								119.4	124.7	131.2	ft.						
								52,910	50,240	48,500	lbs.						



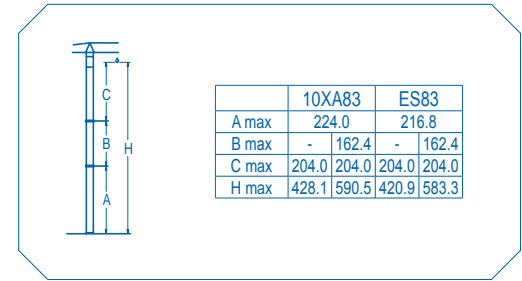
DS.1002.04 01/10 Reserva de modificaciones. Subject to modifications. Modifications réservées. Konstruktionsänderungen vorbehalten.



n°	Ref.	□	h
1	D36	8.2	18.0
2	CLD36	8.2	12.4



Para trepado interno consultar  
Climbing inside building on request  
Telescopage en bâtiment sur demande  
Klettern im Gebäude auf Anfrage



<b>R. máx.</b>	En servicio	10XR83..377,870 lbs.
	In operation	
	En service	
	In Betrieb	

<b>R. máx.</b>	Fuera de servicio	10XR83..357,150 lbs.
	Out of service	
	Hors service	
	Ausser Betrieb	

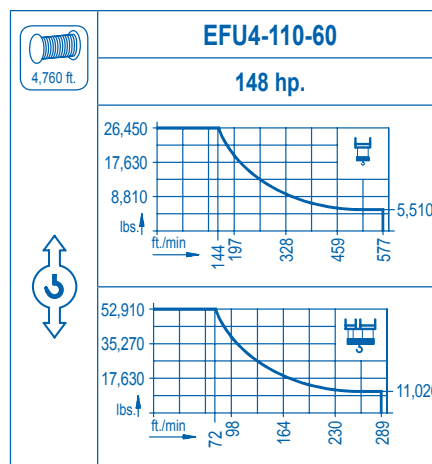
Para otras zonas de viento o alturas superiores consultar  
For other wind zones or additional hook heights on request  
Pour d'autres zones de vent ou des hauteurs supplémentaires sur demande  
Für andere Windzonen oder weiteren Hakenhöhen auf Anfrage

	<b>CFU-13</b>
	<b>17.4 hp.</b>
0 ⇄ 246 ft./min	

	<b>GR-14</b>
	<b>4 x 103 ft.lbs.</b>
0 ⇄ 0.8 rpm	

	<b>TRA-10</b>
	<b>2 x 74 ft.lbs.</b>
0 ⇄ 78 ft./min	

	<b>TRA-10VC</b>	*
	<b>2 x 74 ft.lbs.</b>	
0 ⇄ 78 ft./min		



Tensión de alimentación	<b>480 V</b>
Operating voltage	<b>3 ph</b>
Tension de service	<b>60 Hz</b>
Betriebsspannung	

Opcional	*
Optional	
En option	
Kaufoption	