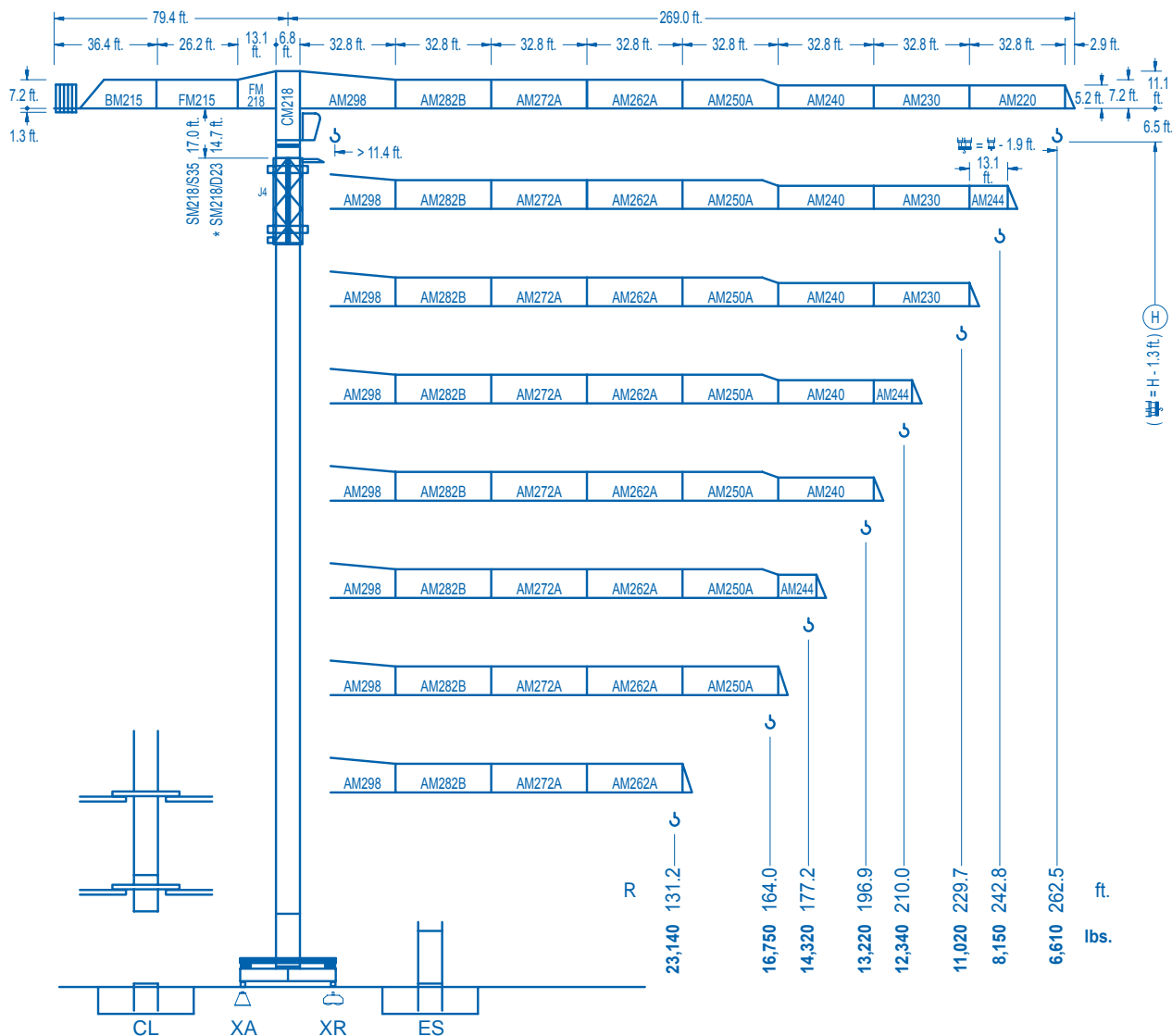


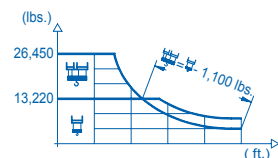
LINDEN COMANSA

LINDEN 2100 21 LC 400 26,450 lbs.

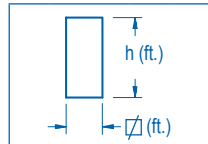
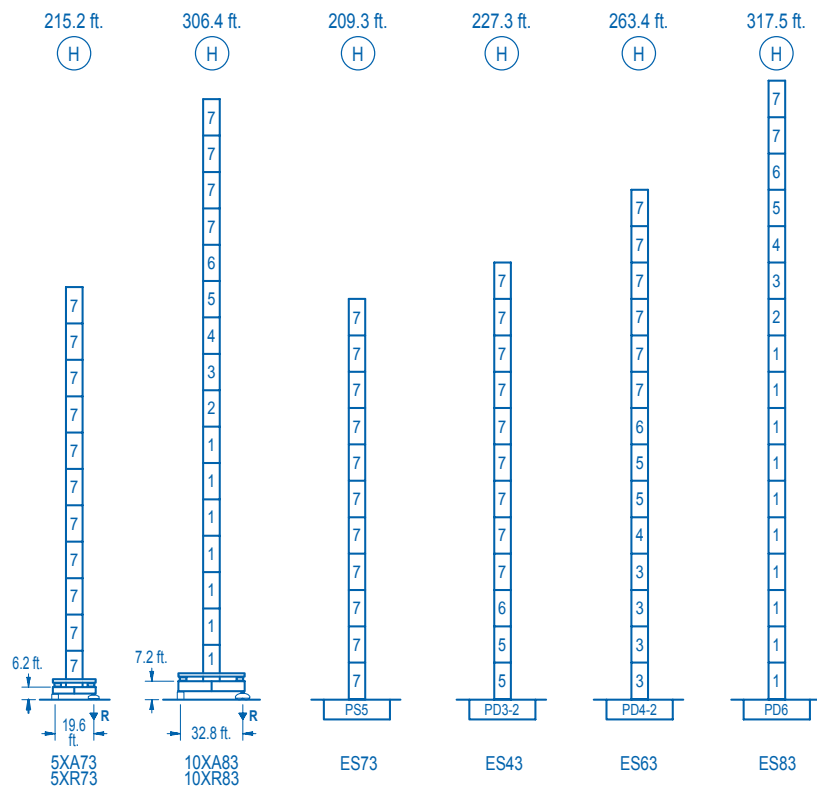


CE EN 14439 (C/25)

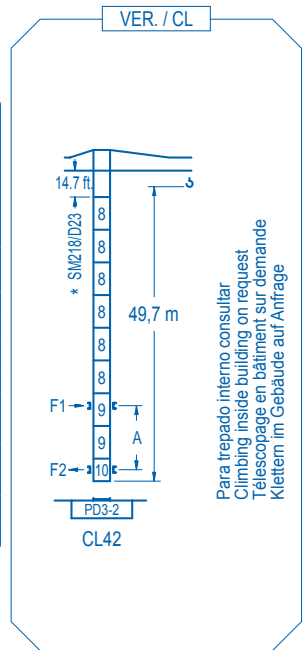
R (ft.)	H						H								
262.5	77.4	82.0	98.4	111.5	121.4	137.8	144.0	164.0	177.2	196.9	210.0	229.7	242.8	262.5	ft.
	26,450	24,720	19,940	17,160	15,480	13,220	13,220	11,430	10,470	9,280	8,600	7,740	7,260	6,610	lbs.
242.8		84.3	98.4	111.5	121.4	131.2	150.3	158.8	177.2	196.9	210.0	229.7	242.8	ft.	
		26,450	22,040	19,000	17,170	15,610	13,220	13,220	11,700	10,380	9,640	8,690	8,150	lbs.	
229.7			101.7	111.5	121.4	131.2	144.4	164.0	181.8	195.2	210.0	229.7	ft.		
			26,450	23,730	21,500	19,620	17,510	15,010	13,220	13,220	12,190	11,020	lbs.		
210.0				102.0	111.5	121.4	131.2	144.4	164.0	182.7	197.5	210.0	ft.		
				26,450	23,880	21,640	19,750	17,630	15,110	13,220	13,220	12,340	lbs.		
196.9					105.6	111.5	121.4	131.2	144.4	164.0	189.0	196.9	ft.		
					26,450	24,830	22,510	20,560	18,380	15,770	13,220	lbs.			
177.2						104.0	111.5	121.4	131.2	144.4	164.0	177.2	ft.		
						26,450	24,430	22,150	20,220	18,070	15,500	14,320	lbs.		
164.0							109.6	111.5	121.4	131.2	144.4	164.0	ft.		
							26,450	25,900	23,500	21,470	19,200	16,750	lbs.		
131.2								114.8	121.4	131.2	ft.				
								26,450	24,840	23,140	lbs.				



DS.1003.05 01/10 Reserva de modificaciones. Subject to modifications. Modifications réservées. Konstruktionsänderungen vorbehalten.



nº	Ref.	h	h
1	D36	8.2	18.0
2	TD36A	8.2	18.0
3	D34	8.2	18.0
4	TD34	8.2	18.0
5	D33	8.2	18.0
6	TD33A	8.2	18.0
7	S35	8.2	18.0
8	D23	6.6	18.0
9	D23A	6.6	18.0
10	CLD23A	6.6	10.2



Para trepado interno consultar
Climbing inside building on request
Telescopage en bâtiment sur demande
Klettern im Gebäude auf Anfrage

	5XA73	10XA83
A max	168.6	259.8
B max	- 108.3	- 108.3
C max	154.9	154.9
H max	98.6	126.4

	ES73	ES43	ES63	ES83
A max	162.7	180.8	216.9	271.0
B max	108.3	108.3	108.3	108.3
C max	154.9	154.9	154.9	154.9
H max	317.6	425.9	335.6	443.9

R. máx.	En servicio In operation En service In Betrieb	5XR73.....279,540 lbs. 10XR83.....274,250 lbs.	R. máx.	Fuera de servicio Out of service Hors service Ausser Betrieb	5XR73.....604,620 lbs. 10XR83.....466,050 lbs.
----------------	---	---	----------------	---	---

Para otras zonas de viento o alturas superiores consultar
For other wind zones or additional hook heights on request
Pour d'autres zones de vent ou des hauteurs supplémentaires sur demande
Für andere Windzonen oder weiteren Hakenhöhen auf Anfrage

CFU-7.5
10 hp.
0 ⇄ 308 ft./min

GR-12
4 x 88 ft.lbs.
0 ⇄ 0.7 rpm

TRA-7.5 **TRA-10**
2 x 55 ft.lbs. 2 x 74 ft.lbs.
0 ⇄ 78 ft./min
5XR73 10XR83

*** TRA-7.5VC** **TRA-10VC**
2 x 55 ft.lbs 2 x 74 ft.lbs.
0 ⇄ 78 ft./min
5XR73 10XR83

EFU2-37-30
1,260 ft.
50 hp.
13,220 lbs. 4,850 ft./min
9,920 lbs. 111 ft./min
6,610 lbs. 131 ft./min
262 ft./min

26,450 lbs. 9,700 ft./min
19,840 lbs. 56 ft./min
13,220 lbs. 66 ft./min
131 ft./min

EFU4-45-30
1,790 ft.
60 hp.
13,220 lbs. 2,640 ft./min
8,820 lbs. 125 ft./min
4,410 lbs. 262 ft./min
394 ft./min
525 ft./min

26,450 lbs. 5,290 ft./min
17,630 lbs. 62 ft./min
8,820 lbs. 131 ft./min
197 ft./min
262 ft./min

EFU4-65-30
2,590 ft.
87 hp.
13,220 lbs. 2,640 ft./min
8,820 lbs. 174 ft./min
4,410 lbs. 262 ft./min
394 ft./min
525 ft./min
656 ft./min
735 ft./min

26,450 lbs. 5,290 ft./min
17,630 lbs. 88 ft./min
8,820 lbs. 131 ft./min
197 ft./min
262 ft./min
328 ft./min
367 ft./min

Tensión de alimentación Operating voltage Tension de service Betriebsspannung	480 V 3 ph 60 Hz
--	------------------------

Opcional Optional En option Kaufoption	*
---	---



Construcciones Metálicas COMANSA S. A.

Tel.: (34) 948 335 020
Fax: (34) 948 330 810
e-mail: info@comansa.com
www.comansa.com

Polígono Urbizkain
E-31620 HUARTE-PAMPLONA.- SPAIN

DS.1003.05	01/10	21 LC 400	26,450 lbs.
------------	-------	-----------	-------------