

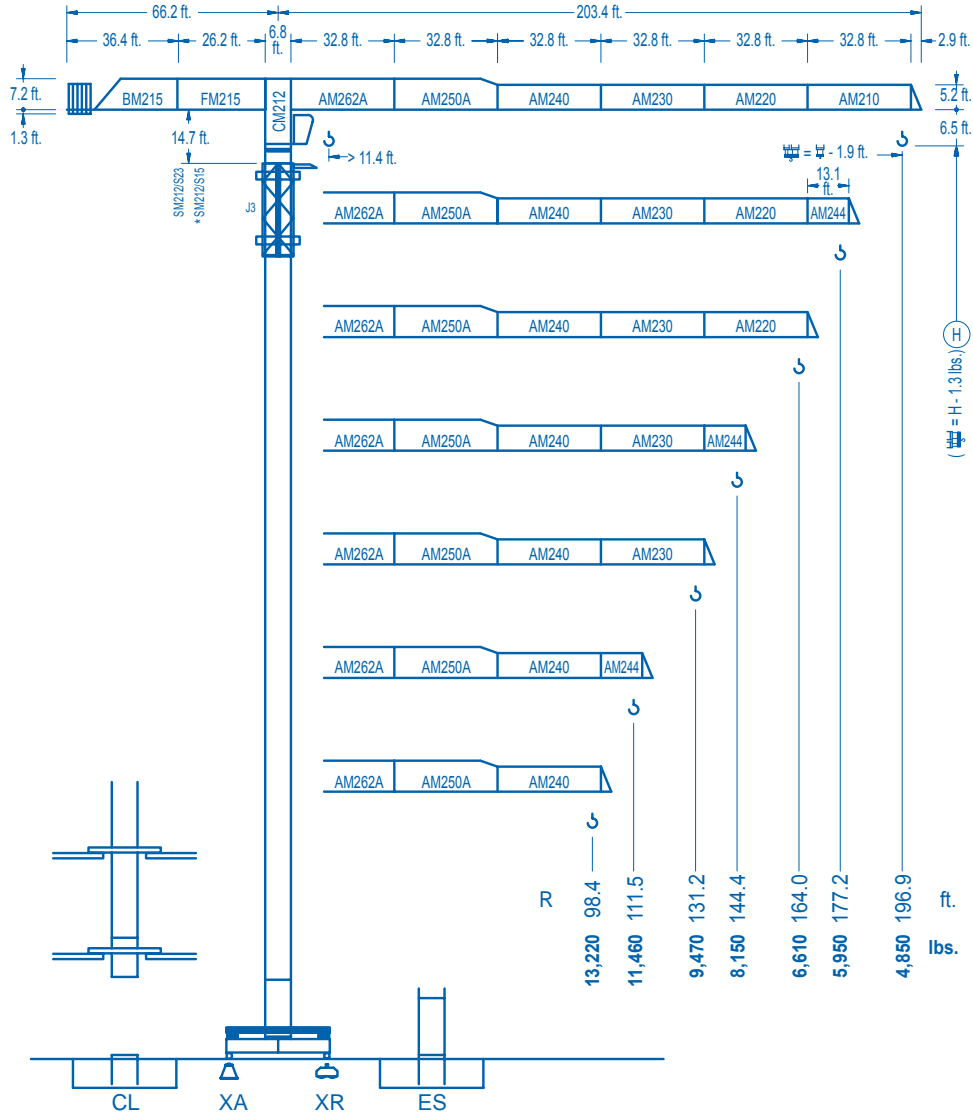


LINDEN COMANSA

LINDEN 2100

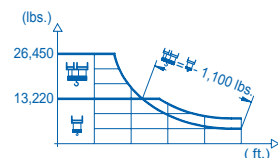
21 LC 170

26,450 lbs.

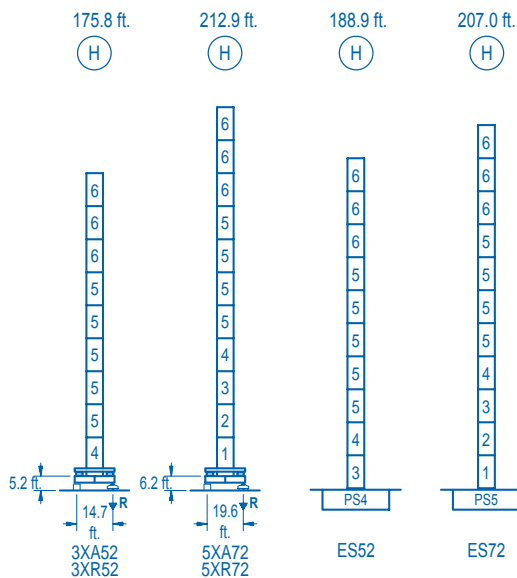


CE EN 14439 (C/25)

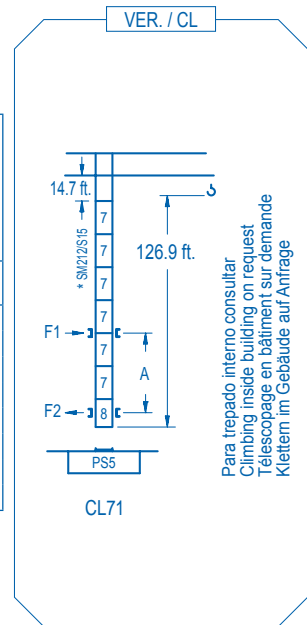
R (ft.)	H			H								
196.9	46.6	65.6	82.0	84.6	98.4	111.5	131.2	144.4	164.0	177.2	196.9	ft.
	26,450	17,500	13,220	13,220	11,120	9,620	7,950	7,100	6,080	5,530	4,850	lbs.
177.2	48.6	65.6	85.6	89.6	98.4	111.5	131.2	144.4	164.0	177.2	ft.	
	26,450	18,450	13,220	13,220	11,880	10,290	8,520	7,610	6,530	5,950	lbs.	
164.0	48.9	65.6	86.0	90.6	98.4	111.5	131.2	144.4	164.0	ft.		
	26,450	18,500	13,220	13,220	12,010	10,400	8,610	7,700	6,610	lbs.		
144.4	50.5	65.6	82.0	88.9	94.8	111.5	131.2	144.4	ft.			
	26,450	19,290	14,660	13,220	13,220	11,000	9,110	8,150	lbs.			
131.2	51.5	65.6	82.0	91.2	98.1	111.5	131.2	ft.				
	26,450	19,870	15,120	13,220	13,220	11,410	9,470	lbs.				
111.5	51.2	65.6	82.0	90.6	98.4	111.5	ft.					
	26,450	19,680	14,980	13,220	13,220	11,460	lbs.					
98.4	50.9	65.6	82.0	89.9	98.4	ft.						
	26,450	19,530	14,840	13,220	13,220	lbs.						



DS.1004.04 01/10 Reserva de modificaciones. Subject to modifications. Modifications réservées. Konstruktionsänderungen vorbehalten.



nº	Ref.	□	h
1	S25	6.5	18.0
2	TS25	6.5	18.0
3	S24	6.5	18.0
4	TS24	6.5	18.0
5	S23	6.5	18.0
6	S22	6.5	18.0
7	S15	5.2	18.0
8	CLS15	5.2	10.1



Para trepado interno consultar
Climbing inside building on request
Télescopage en bâtiment sur demande
Klettern im Gebäude auf Anfrage

R. máx.	En servicio In operation En service In Betrieb	3XR52.....193,560 lbs. 5XR72.....192,460 lbs.	R. máx.	Fuera de servicio Out of service Hors service Ausser Betrieb	3XR52.....216,490 lbs. 5XR72.....292,550 lbs.

Para otras zonas de viento o alturas superiores consultar
For other wind zones or additional hook heights on request
Pour d'autres zones de vent ou des hauteurs supplémentaires sur demande
Für andere Windzonen oder weiteren Hakenhöhen auf Anfrage

	3XA52	5XA72	ES52	ES72
A max	131.5	168.6	144.6	162.7
* B max	-	72.1	-	72.1
* C max	116.4	116.4	116.4	98.4
H max	248.0	320.2	285.1	339.2

* Con S23; With S23; Avec S23; Mit S23

CFU-7.5
10 hp.
0 ⇄ 308 ft./min

GR-12
2 x 88 ft.lbs.
0 ⇄ 0.8 rpm

TRA-7.5
2 x 55 ft.lbs.
0 ⇄ 78 ft./min

TRA-7.5VC *
2 x 55 ft.lbs.
0 ⇄ 78 ft./min
5XR72

EFU2-37-30
1,260 ft.
50 hp.
13,220 lbs. / 111 ft./min to 4,850 lbs. / 262 ft./min
26,450 lbs. / 56 ft./min to 9,700 lbs. / 131 ft./min

EFU4-45-30 *
1,790 ft.
60 hp.
13,220 lbs. / 125 ft./min to 2,640 lbs. / 525 ft./min
26,450 lbs. / 62 ft./min to 5,290 lbs. / 262 ft./min

EFU4-65-30 *
2,590 ft.
87 hp.
13,220 lbs. / 174 ft./min to 2,640 lbs. / 735 ft./min
26,450 lbs. / 88 ft./min to 5,290 lbs. / 367 ft./min

Tensión de alimentación Operating voltage Tension de service Betriebsspannung	480 V 3 ph 60 Hz
--	------------------------

Opcional Optional En option Kaufoption	*
---	---



Construcciones Metálicas COMANSA S. A.

Tel.: (34) 948 335 020
Fax: (34) 948 330 810
e-mail: info@comansa.com
www.comansa.com

Polígono Urbizkain
E-31620 HUARTE-PAMPLONA.- SPAIN

DS.1004.04	01/10	21 LC 170	26,450 lbs.
------------	-------	-----------	-------------