

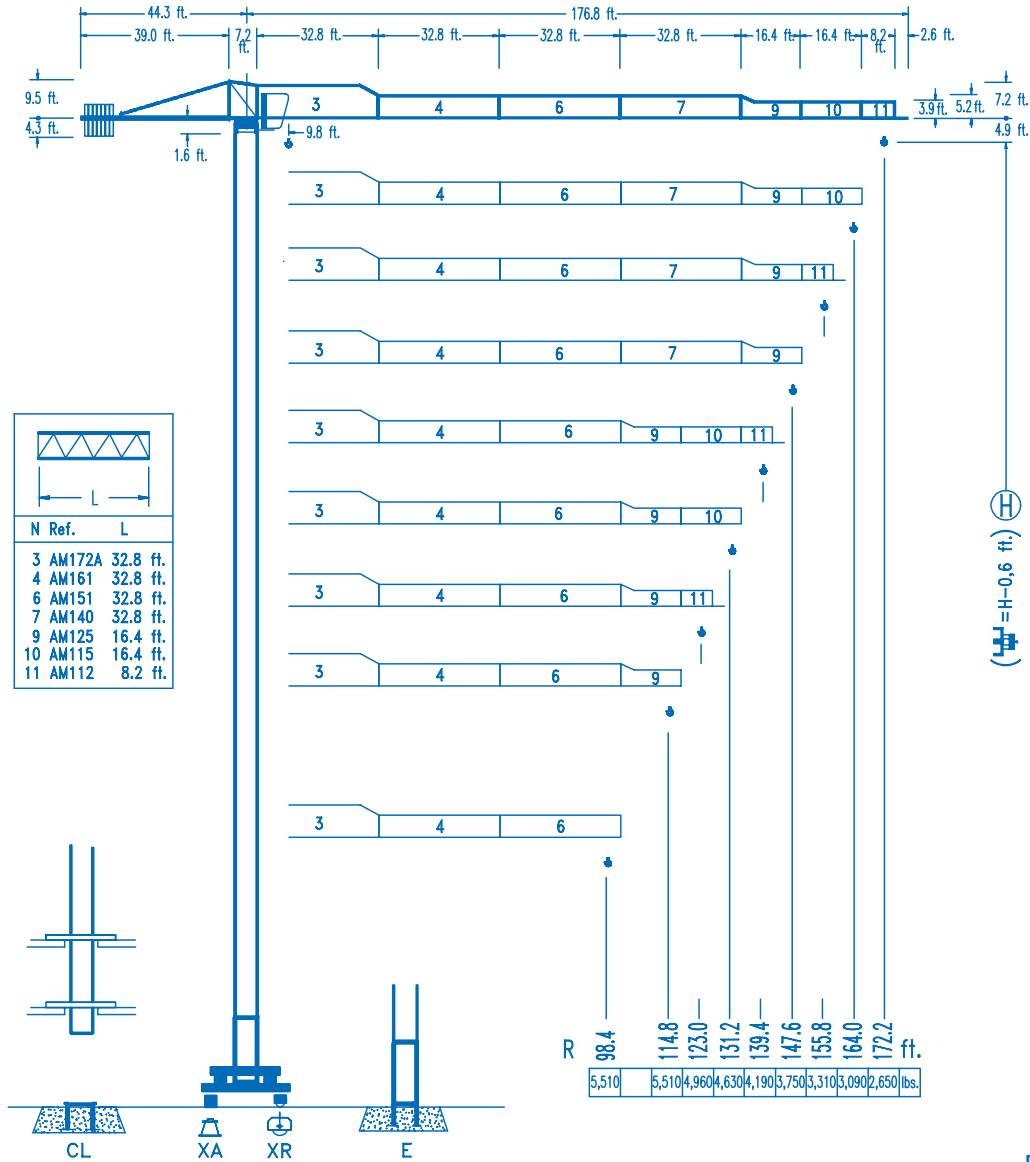


# LINDEN COMANSA

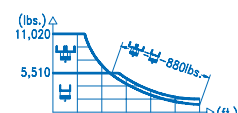
LINDEN 1100

11 LC 90

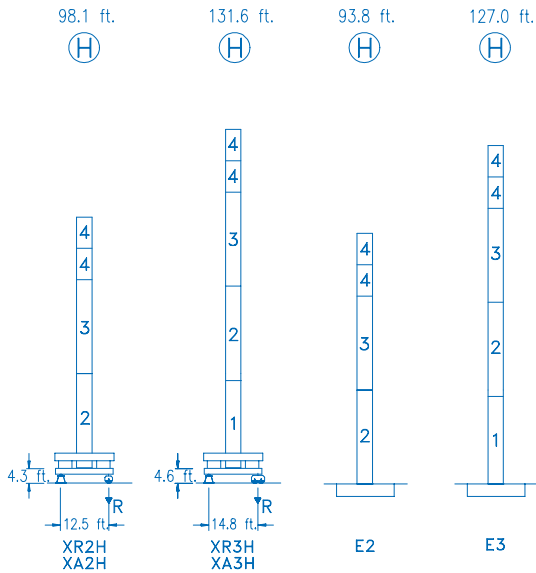
11,020 lbs.



R	H								H									
172.2	48.9	52.5	59.1	65.6	72.2	82.0	84.0	95.5	105.0	114.8	123.0	131.2	139.4	147.6	155.8	164.0	172.2	ft.
	11,020	10,100	8,730	7,630	6,750	5,710	5,510	5,510	4,920	4,410	4,060	3,750	3,480	3,240	3,020	2,820	2,650	lbs.
164.0		52.2	59.1	65.6	72.2	82.0	89.9	102.0	105.0	114.8	123.0	131.2	139.4	147.6	155.8	164.0		ft.
		11,020	9,460	8,290	7,340	6,220	5,510	5,510	5,340	4,810	4,410	4,080	3,790	3,530	3,280	3,090		lbs.
155.8		52.2	59.1	65.6	72.2	82.0	89.9	102.4	105.0	114.8	123.0	131.2	139.4	147.6	155.8			ft.
		11,020	9,480	8,310	7,360	6,240	5,510	5,510	5,360	4,810	4,430	4,100	3,790	3,550	3,310			lbs.
147.6		54.5	59.1	65.6	72.2	82.0	91.9	93.8	107.0	114.8	123.0	131.2	139.4	147.6				ft.
		11,020	9,990	8,770	7,780	6,590	5,690	5,510	5,510	5,070	4,670	4,320	4,010	3,750				lbs.
139.4		56.1	65.6	72.2	82.0	91.9	97.1	110.6	114.8	123.0	131.2	139.4						ft.
		11,020	9,100	8,090	6,880	5,930	5,510	5,510	5,290	4,870	4,500	4,190						lbs.
131.2		57.4	65.6	72.2	82.0	91.9	95.1	99.1	113.2	123.0	131.2							ft.
		11,020	9,350	8,290	7,050	6,080	5,800	5,510	5,510	5,000	4,630							lbs.
123.0		56.8	65.6	72.2	82.0	91.9	95.1	98.1	112.5	123.0								ft.
		11,020	9,260	8,220	6,990	6,020	5,750	5,510	5,510	4,960								lbs.
114.8		57.7	65.6	72.2	82.0	91.9	95.1	100.1	114.8									ft.
		11,020	9,460	8,400	7,140	6,170	5,890	5,510	5,510									lbs.
98.4		56.4	65.6	72.2	82.0	91.9	98.4											ft.
		11,020	9,130	8,090	6,880	5,930	5,510											lbs.



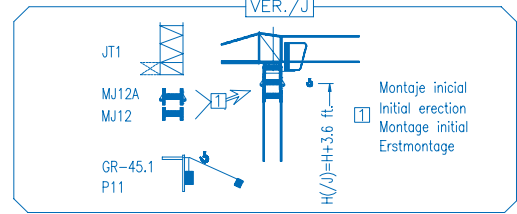
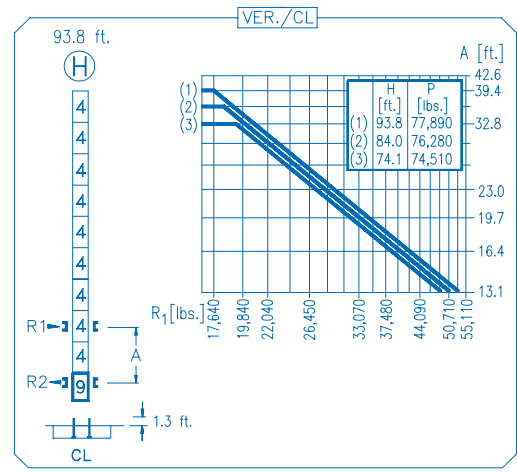
DS.0840.01 10/08 Reserva de modificaciones.- Subject to modifications.- Modifications réservées.- Konstruktionsänderungen vorbehalten.



N	Ref.	h
1	MT123	33.1 ft.
2	MH124A	38.7 ft.
3	MH124-1	38.7 ft.
4	MH121	9.8 ft.
9	CL20	7.2 ft.

MH124-1=(4)MH121-0.6 ft.

- H=H+0.6 ft.
- H=H
- H=H
- H=H-0.6 ft.



<b>R. máx.</b>	En servicio In operation	<b>XR2H ... 90,390 lbs.</b> <b>XR3H . 116,840 lbs.</b>
	En service	
	In Betrieb	

<b>R. máx.</b>	Fuera de servicio Out of service	<b>XR2H ... 88,180 lbs.</b> <b>XR3H . 174,160 lbs.</b>
	Hors service	
	Ausser Betrieb	

**CS2-1.9**  
2.5 hp.  
55 ft./min  
157 ft./min

**CFU-2.2**  
2.9 hp.  
0 ⇄ 262 ft./min

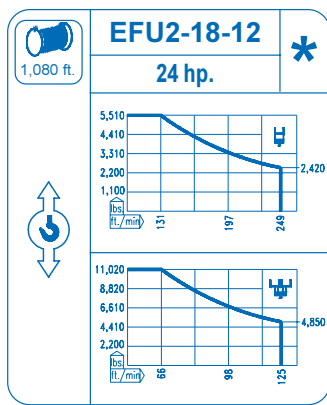
**GR-4.5**  
2x33 ft.lbs.  
0 ⇄ 0.7 rpm

**TS2-4.5** | **TS2-5.5**  
2x33 ft.lbs. | 2x40 ft.lbs.  
0 ⇄ 65 ft./min  
**XR2H** | **XR3H**

1,080 ft.

**ES3-18-12**  
24 hp.

		I	II	III
	ft./min	30	126	252
	lbs.	5,510	5,510	2,865
	ft./min	15	63	126
	lbs.	11,020	11,020	5,730



Tensión de alimentación Operating voltage Tension de service Betriebsspannung	<b>480 V</b> <b>3 ph</b> <b>60 Hz</b>
--	---

Optional  
Optional  
En option  
Kaufoption

**\***

**LINDEN COMANSA**  
Construcciones Metálicas COMANSA S. A.

Tel.: (34) 948 335 020  
Fax: (34) 948 330 810  
e-mail: info@comansa.com  
www.comansa.com  
Polígono Urbizkain  
E-31620 HUARTE-PAMPLONA.- SPAIN

<b>DS.0840.01</b>	10/08	<b>11 LC 90</b>	<b>11,020 lbs.</b>
-------------------	-------	-----------------	--------------------