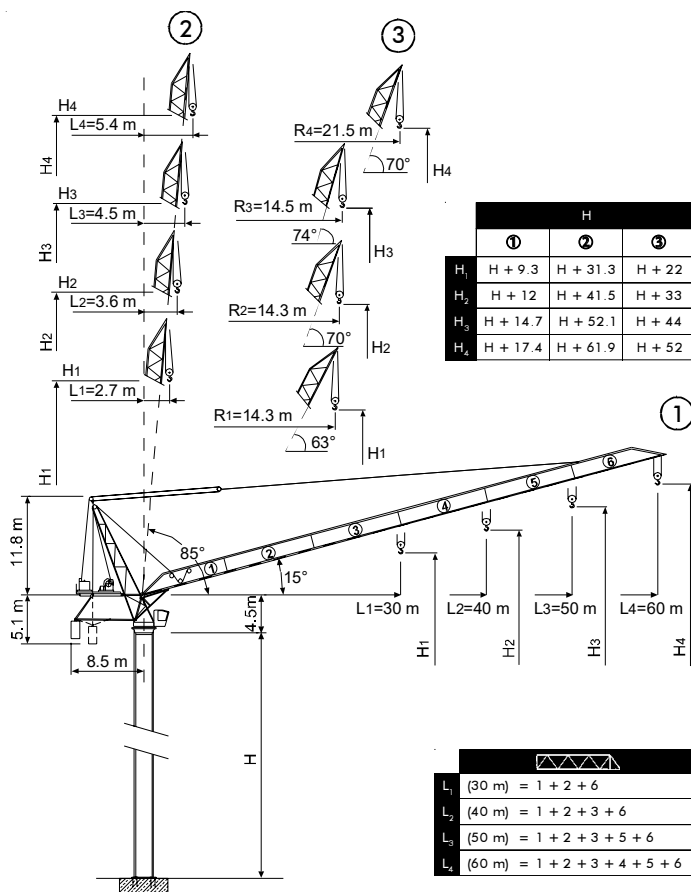


**TEREX** | **COMEDIL**

- Gru a torre a braccio impennabile
- Luffing Jib Tower Crane • Grue à tour à flèche relevable**
- Turmdrehkran mit Steilstellung-Ausleger
- Grúa torre de pluma abatible



**CE FEM 1.001 A3**

- |   |                                          |           |
|---|------------------------------------------|-----------|
| H | Altezza torre                            | <b>I</b>  |
| R | Raggio min. braccio in fuori servizio    |           |
| ① | Sbraccio massimo                         |           |
| ② | Sbraccio minimo in servizio              |           |
| ③ | Sbraccio minimo in fuori servizio        |           |
|   |                                          |           |
| H | Tower height                             | <b>GB</b> |
| R | Min. jib parking radius (out-of-service) |           |
| ① | Maximum jib                              |           |
| ② | Minimum jib (in service)                 |           |
| ③ | Minimum jib (out of service)             |           |
|   |                                          |           |
| H | Hauteur mât                              | <b>F</b>  |
| R | Rayon flèche min. hors service           |           |
| ① | Portée maxi.                             |           |
| ② | Portée min. en service                   |           |
| ③ | Portée min. hors service                 |           |
|   |                                          |           |
| H | Turmhöhe                                 | <b>D</b>  |
| R | Mindst. Auslegerradius außer Betrieb     |           |
| ① | Max. Ausleger                            |           |
| ② | Mindst. Ausleger in Betrieb              |           |
| ③ | Mindst. Ausleger außer Betrieb           |           |
|   |                                          |           |
| H | Altura torre                             | <b>E</b>  |
| R | Radio pluma minimo fuera de servicio     |           |
| ① | Pluma maxima                             |           |
| ② | Pluma minima en servicio                 |           |
| ③ | Pluma minima fuera de servicio           |           |

# CTL 400/A-24 HD23

In vigore dal: 01 gennaio 2007. Le specifiche del prodotto ed i prezzi sono soggetti a modifica senza alcun obbligo di preavviso. Le fotografie e/o disegni nel presente documento hanno uno scopo meramente illustrativo. Per il corretto utilizzo di ciascuna attrezzatura, si rimanda allo specifico manuale d'istruzioni. L'inosservanza di quanto previsto nel manuale d'istruzione nell'utilizzo dell'attrezzatura, così come un comportamento irresponsabile potrebbero causare gravi lesioni o il decesso. Le nostre attrezzature sono coperte solo ed esclusivamente dalla garanzia *standard* scritta prevista per ogni specifico prodotto, con esclusione di qualsivoglia ulteriore garanzia, sia tacita che espressa, da parte di Terex. I prodotti e servizi elencati possono essere marchi di fabbrica, di servizi o ragioni sociali appartenenti a Terex Corporation e/o alle sue affiliate operative sia negli USA che in altri paesi e tutti i diritti s'intendono riservati. "TEREX" è un marchio appartenente a Terex Corporation e registrato sia negli USA che in altri paesi. Copyright © 2007 Terex Corporation.

Effective Date: January 01, 2007. Product specifications and prices are subject to change without notice or obligation. The photographs and/or drawings in this document are for illustrative purposes only. Refer to the appropriate Operator's Manual for instructions on the proper use of this equipment. Failure to follow the appropriate Operator's Manual when using our equipment or to otherwise act irresponsibly may result in serious injury or death. The only warranty applicable to our equipment is the standard written warranty applicable to the particular product and sale and Terex makes no other warranty, express or implied. Products and services listed may be trademarks, service marks or trade-names of Terex Corporation and/or its subsidiaries in the USA and other countries and all rights are reserved. "TEREX" is a registered trademark of Terex Corporation in the USA and many other countries. Copyright © 2007 Terex Corporation.

UTE.DOC. REV.002 04\_2007

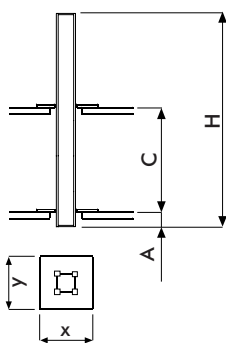
## CTL 400/A-24

**Diagramma di portata** **I**      **Courbes de charges** **F**      **Curvas de cargas** **E**  
**Load Diagram** **GB**      **Lastkurven** **D**

		CTL 400/A-24																
Icon	m	20	22	24	26	28	30	32	34	36	38	40	45	50	55	60		
	12 t - 25.7 m	12	12	12	11.84	10.99	10.23	9.56	8.98	8.45	7.99	7.57	6.68	5.97	5.38	4.9		
	12 t - 32.9 m	12	12	12	12	12	12	12	11.59*	10.9*	10.27*	9.71*	8.53*	7.6*				
	18 t - 23.1 m	18	18	17.26	15.89	14.72	13.7	12.81	12.02	11.33	10.7	10.14	8.95	8				
	12 t - 36.3 m	12	12	12	12	12	12	12	12	12	11.43*	10.85*						
	18 t - 25.3 m	18	18	18	17.53	16.24	15.12	14.14	13.28	12.51	11.82	11.24						
	24 t - 18.9 m	22.66	20.52	18.74	17.23	15.94	14.73	13.75	12.89	12.12	11.43	10.85						
	12 t - 30 m	12	12	12	12	12	12											
	18 t - 26.1 m	18	18	18	18	16.75	15.64											
	24 t - 19.4 m	23.29	21.09	19.25	17.7	16.36	15.25											

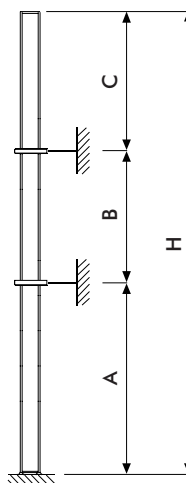
\* = + 400 kg [ - 30 m - 40 m - 50 m] **i**

**Altre installazioni** **I**      **Autres implantations** **F**      **Otras implantaciones** **E**  
**Other configurations** **GB**      **Aufstellmöglichkeiten** **D**



**i**

Gru climbing **I**  
 Bottom climbing crane **GB**  
 Télésopage sur dalles **F**  
 Kletterkran im Gebäude **D**  
 Telescopage grúa trepadora **E**



**i**

Gru ancorata **I**  
 Crane tied to the structure **GB**  
 Grue ancrée **F**  
 Geankerter Kran **D**  
 Grúa anclada **E**

		HD 23 22.6													
		[m]													
Icon		L <sub>1</sub>	L <sub>1</sub>	L <sub>2-3</sub>	L <sub>4</sub>	L <sub>1</sub>	L <sub>2</sub>	L <sub>3</sub>	L <sub>4</sub>	L <sub>1-2</sub>	L <sub>3</sub>	L <sub>4</sub>	L <sub>1</sub>	L <sub>2-3</sub>	L <sub>4</sub>
	C <sub>min</sub>	10	12			14				16			18		
	H <sub>max</sub>	36	48	36	30	54	48	42	36	54	48	42	60	54	48
	A <sub>min</sub>	2													
	x	2.95													
	y	2.42													

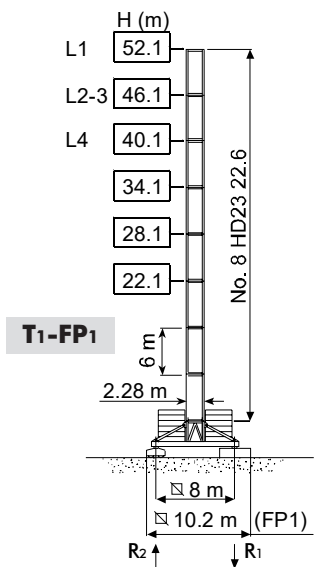
		HD 23 26.6																
		[m]																
Icon		L <sub>1</sub>	L <sub>1</sub>	L <sub>2-3</sub>	L <sub>4</sub>	L <sub>1</sub>	L <sub>2</sub>	L <sub>3</sub>	L <sub>4</sub>	L <sub>1-2</sub>	L <sub>3</sub>	L <sub>4</sub>	L <sub>1</sub>	L <sub>2-3</sub>	L <sub>4</sub>	L <sub>1-2-3-4</sub>		
	C <sub>min</sub>	10	12			14				16			18		20	22	24	
	H <sub>max</sub>	36	48	36	30	54	48	42	36	54	48	42	60	54	48	60	54	60
	A <sub>min</sub>	2																
	x	3																
	y	2.47																

		HD 23 R2				HD 23 R3		
		[m]						
Icon		L <sub>1</sub>	L <sub>2-3</sub>	L <sub>4</sub>	L <sub>1</sub>	L <sub>2</sub>	L <sub>3</sub>	L <sub>4</sub>
	A <sub>min/max</sub>	30/54	30/48	30/42	30/66	30/66	30/60	30/54
	B <sub>min/max</sub>	24/36	24/36	24/30	24/36	24/36	24/36	24/30
	C <sub>max</sub>	34	30	26	34	30	30	26
	H <sub>max</sub>	<b>i</b>						

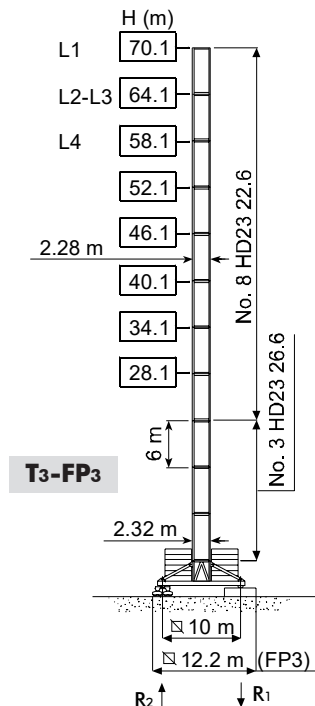
# CTL 400/A-24

Torre	Tour	Torre
Tower	Turm	
<b>I</b>	<b>F</b>	<b>E</b>
<b>GB</b>	<b>D</b>	

## HD23

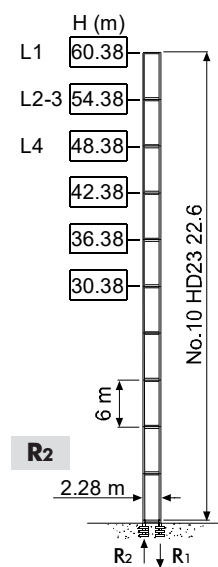


R1	1300 kN ●	1400 kN ◄
R2		
	110 t	

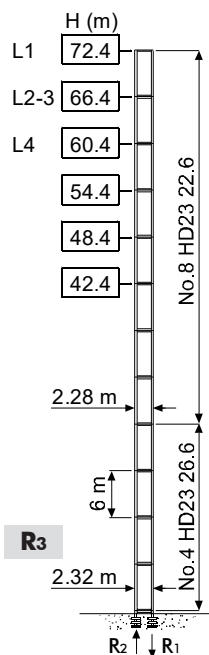


R1	1600 kN ●	1800 kN ◄
R2		
	140 t	

H	Altezza torre	<b>I</b>
●	In servizio	
◄	Fuori servizio	
	A vuoto, senza zavorra, braccio max., altezza max.	
H	Tower height	<b>GB</b>
●	In service	
◄	Out of service	
	Without load, without ballast, max. jib and max. height	
H	Hauteur mât	<b>F</b>
●	En service	
◄	Hors service	
	A vide, sans lest, avec flèche et hauteur maximum	
H	Turmhöhe	<b>D</b>
●	In Betrieb	
◄	Außer Betrieb	
	Ohne Last und Ballast, mit Maximalausleger und Maximalhöhe	
H	Altura torre	<b>E</b>
●	En servicio	
◄	Fuera de servicio	
	Sin carga, sin lastre, con pluma y altura máxima	



R1	2330 kN ●	3730 kN ◄
R2	1610 kN ●	3130 kN ◄
	88 t	



R1	2700 kN ●	5680 kN ◄
R2	1850 kN ●	4970 kN ◄
	112 t	

<b>Meccanismi</b>	<b>I</b>	<b>Mécanismes</b>	<b>F</b>	<b>Mecanismos</b>	<b>E</b>
<b>Mechanisms</b>	<b>GB</b>	<b>Antriebe</b>	<b>D</b>		

258 * kVA	400 - 460 V / 50 - 60 Hz
	2000/14/CE modificata

\* Gru senza traslazione / Crane without travelling equipment / Grue sans translation / Krane ohne Schienenfahren / Grúa sin traslación

		m/min	f	kW		
	<b>110 AWL 120 LLC D1</b> <b>110 AWL 120 LLC D2</b>		0 ⇌ 40	12	110	630 m (LLC D1) 1140 m (LLC D2)
			0 ⇌ 55	8.6		
			0 ⇌ 75	6		
			0 ⇌ 102	4.2		
			0 ⇌ 116	0.6		
			0 ⇌ 27	18		
			0 ⇌ 37	12.9		
			0 ⇌ 50	9		
			0 ⇌ 68	6.3		
			0 ⇌ 77	0.9		
			0 ⇌ 20	24		
			0 ⇌ 27.5	17.2		
			0 ⇌ 37.5	12		
			0 ⇌ 51	8.4		
				0 ⇌ 58		

	<b>LWL 9000/D2</b>	2.1 min	90 kW
	<b>SCC 2 2 132</b>	0 ⇌ 0.65 r.p.m.	2 × 14 kW
	● <b>TVF 2RT 4M9</b>	0 ⇌ 24 m/min	4 × 9 kW
	▲ <b>TSR 4RG 4M8</b>	12 ⇌ 24 m/min	4 × 80 Nm
	<b>I</b>		

	●	▲
	Max. H [m]	
<b>T<sub>1</sub></b>	52.1	52.1
<b>T<sub>3</sub></b>	58.1	70.1

	Sollevamento	<b>I</b>	Hoisting	<b>GB</b>	Levage	<b>F</b>	Heben	<b>D</b>	Elevación	<b>E</b>
	Brandeggio		Luffing		Relevage		Ausleger-Einziehen		Elevación de pluma	
	Rotazione		Slewing		Orientation		Schwenken		Orientación	
	Traslazione		Travelling		Translation		Schienenfahren		Traslación	
	Direttiva sul livello acustico		Directive on noise level		Directive sur le niveau acoustique		Richtlinie für den Schall-Leistungspegel		Directiva sobre el nivel acustico	
	Consultateci		Consult us		Nous consulter		Auf Anfrage		Consultarnos	
	Potenza totale richiesta		Power requirements		Puissance totale nécessaire		Geforderte Stromstärke		Potencia necesaria	
	Alimentazione		Power supply		Alimentation		Stromversorgung		Alimentación	

**Gru Comedil s.r.l.**

A Terex Company


**Divisione Automontanti**

Via S. Egidio 42/A, 33074 Fontanafredda (PN) - Italy  
Tel. (+39) 0434 567 311 - Telefax (+39) 0434 998631

Internet e-mail: info@comedil.com

Internet home page: www.comedil.com

Via Alessandrina, 25 - 20095 Cusano Milanino (MI) - Italy  
Tel. (+39) 02 613 16011 - Telefax (+39) 02 613 16034

Internet e-mail: info.CBR@comedil.com