

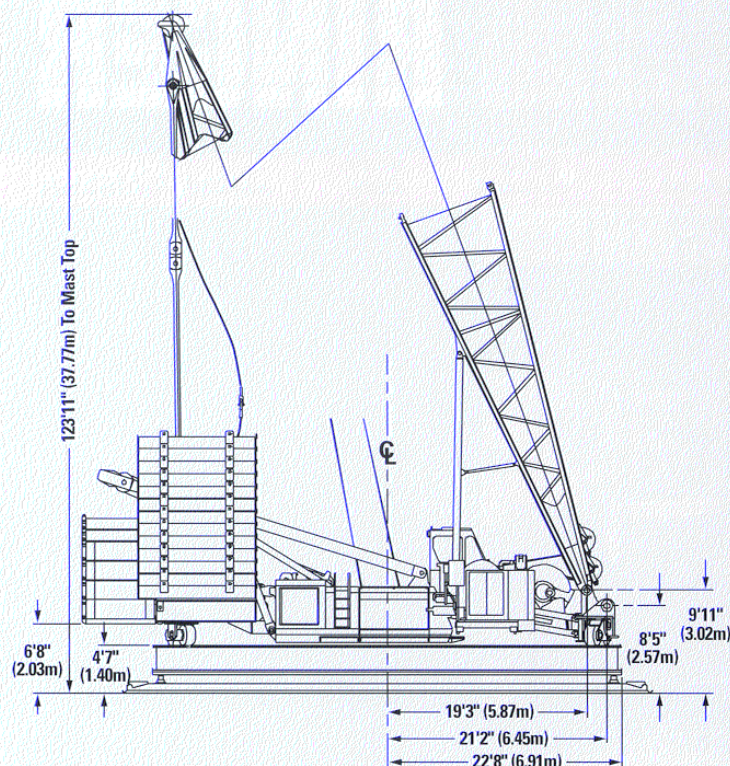
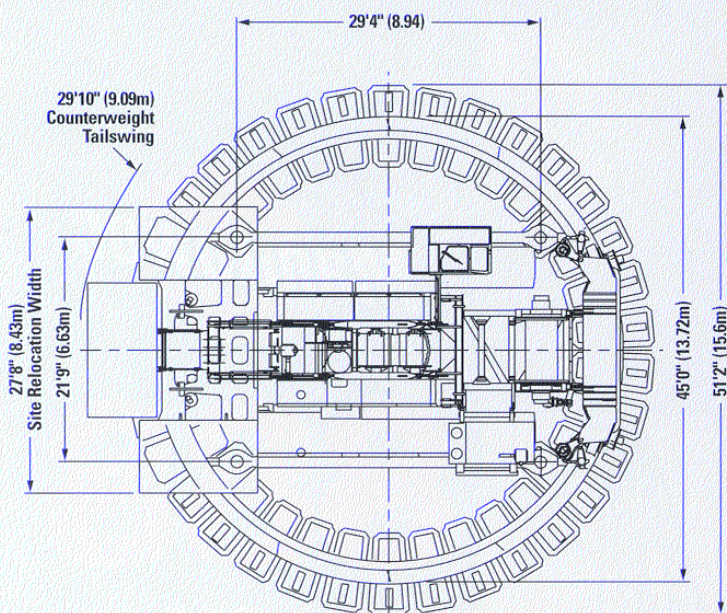


Manitowoc

888

with
RINGER®

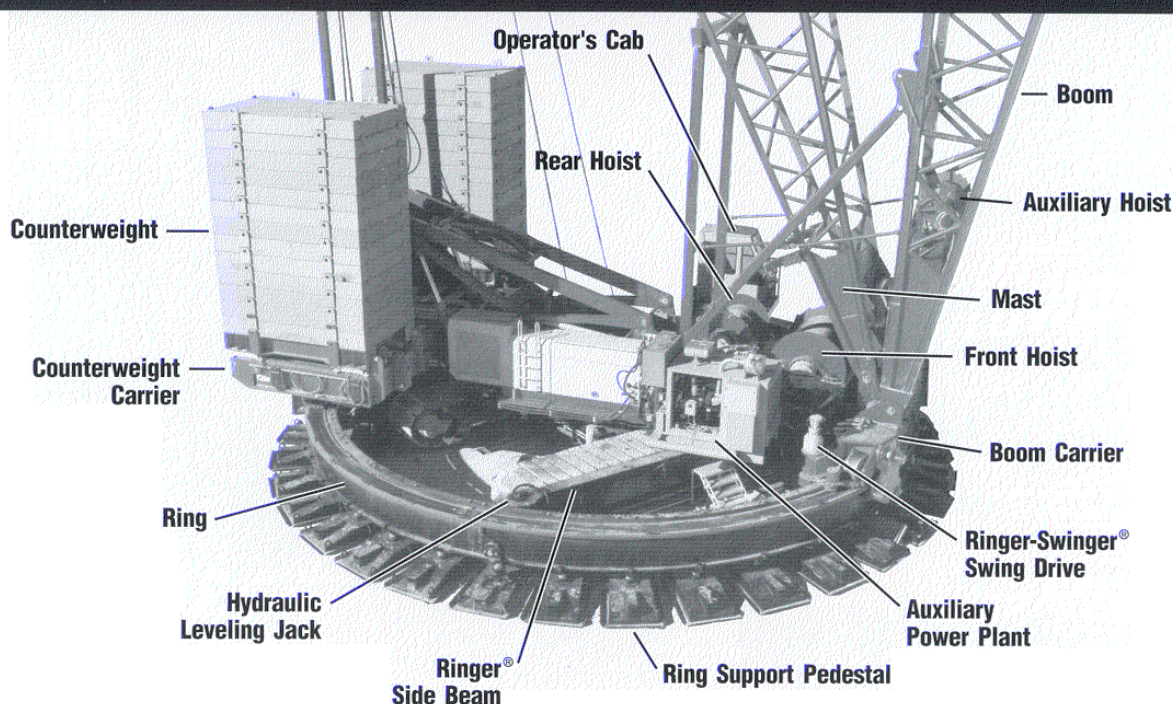
Main-Boom Capacities to 661.4 tons (600 mtons) • Jib Capacities to 275.6 tons (250 mtons)



KEY FEATURES

- 661.4-ton (600-mton) maximum capacity
- 425' (130.0m) maximum boom length
- 275.6-ton (250-mton) jib capacity
- 300' + 300' (91.4m + 91.4m) maximum boom + fixed jib
- 300' + 320' (91.4m + 97.5m) maximum boom + luffing jib
- 435' (132.6m) maximum radius
- 470 fpm (143 mpm) main-hoist line speed
- 40,000 lb. (178 kN) rated single-line pull
- 45' (13.7m) diameter ring
- Low ground-bearing pressure
- Shipping modules weigh 60,000 lb. (30 metric tons) or less
- Precise, EPIC® controls
- Efficient closed-loop hydraulic power
- Independent operation of hoist, swing, boom hoist, and travel functions
- Fits any prepped 888 (field retrofit available)
- Assembles in as little as two to three days
- Multiple drum options
- Travels on jobsite with minimal disassembly
- Requires minimal site preparation

RINGER® COMPONENTS



Ringer® Side Beams: High-strength beams connect ring to basic crane. FACT™ connectors simplify set-up. Beams provide mounting for four hydraulic jacks that level the ring during set-up.

Ring: Four-section ring with FACT™ connectors is easy to transport and assemble. Ring's 45' (13.7m) diameter provides stability, yet fits into tight areas and requires minimal site preparation. Ring distributes loadings to the support pedestals. Side sections can be removed and installed quickly to reduce width for on-site travel.

Ring Support Pedestals: Thirty-four pedestals, each covering 3,000 in.² (1.9m²), distribute loadings to minimize ground-bearing pressure. Each pedestal's elevation can be adjusted to compensate for uneven surfaces.

Boom Carrier: Wide, high-strength weldment supports boom, mast, two swing drives, main hoist, power plant, and optional auxiliary hoist. Carrier's width and equalized rollers distribute loadings over large area of ring to provide stability and minimize ground-bearing pressure. FACT™ connectors permit fast installation.

Mast: Self-erecting 120' (36.6m) stationary mast is raised into place by the 888's boom hoist and is connected to the counterweight carrier by steel backhitch straps. Mast height permits raising of boom-and-jib combinations more than 600' (182.9m) long. Stationary design provides superior boom control.

Boom: 661.4-ton (600-metric-ton) capacity. Lengths from 125' (38.1m) to 425' (129.5m). Boom top accepts upper point, fixed jib, and luffing jib. Boom-support and backhitch straps stow atop corresponding sections of boom and mast.

Swing Drive: Four RINGER-SWINGER® hydraulic drives provide smooth, controlled swing to left or right, with free float when control lever is in neutral. Mounted to boom carrier and counterweight carrier, RINGER-SWINGERS® engage gear segments mounted to ring. System provides optimum distribution of torque and maximum control.

Auxiliary Power Plant: 330 hp (246 kW) diesel engine mounted to boom carrier works with basic crane's 330 hp, (246 kW) engine to power all functions. Efficient closed-loop hydraulics deliver maximum power and permit independent operation of each function.

Front Hoist: Hydraulically powered drum mounted on boom carrier raises and lowers main load block. Spooling capacity permits full-range block travel with maximum loads. Redundant drives can *each* provide maximum required drum torque. Grooved laggings promote proper spooling and maximize rope life.

Rear Hoist: Optional hoist mounted behind main hoist on boom carrier is used for whipline on boom or as positioning hoist for luffing jib. Grooved laggings promote proper spooling and maximize rope life.

Auxiliary Hoist: Optional hoist mounted in boom butt provides high-speed hoisting of light loads and fast rigging of large loads. Grooved laggings promote proper spooling and maximize rope life. Also used as load hoist for luffing jib.

All hoists are equipped with ratchet-and-pawl motion locks.

Counterweight Carrier: High-strength platform supports counterweight and provides mounting for two swing drives. FACT™ connectors simplify installation. Carrier's width and equalized rollers distribute loadings over a large area of the ring.

Counterweight: Solid steel boxes stack and interlock on counterweight carrier. Boxes are sized and weighted for easy shipment.

Operator's Cab: Operator's cab from 888 crane is mounted on a pedestal to position operator for visibility. Control functions are changed from liftcrane to RINGER® mode electronically in the EPIC® microprocessor, eliminating repiping. EPIC® system provides precise control and monitors all functions.

Options:

- Counterweight-removal system
- Detachable upper boom point
- Stationary jib
- Luffing jib
- Load-moment indicator
- Load blocks

Shipping Weights and Dimensions

Component	Weight		Length		Width		Height	
	lb	kg	ft	m	ft	m	ft	m
Side beams (2), each	18,475	8,380	48'5"	14.76	3'0"	0.91	4'3"	1.30
Ring front segment	19,400	8,800	28'0"	8.53	6'6"	1.98	4'7"	1.40
Ring rear segment	19,400	8,800	28'0"	8.53	6'6"	1.98	4'7"	1.40
Ring side segments (2), each	27,250	12,360	42'0"	12.80	12'0"	3.65	4'7"	1.40
Ring support pedestals (34), each	2,040	925	7'11"	2.41	3'10"	1.17	2'2"	0.66
Front roller carrier	29,260	13,435	34'0"	10.36	8'6"	2.59	9'10"	3.00
Front (main) hoist and frame	29,540	13,400	12'0"	3.66	11'4"	3.45	8'6"	2.59
Main hoist wire rope 5,600' of 1¼" (1,707m of 32mm)	17,530	7,952	6'6"	1.98	6'6"	1.98	4'6"	1.37
Rear (auxiliary) hoist with rope	12,000	5,443	7'0"	2.13	5'6"	1.68	5'6"	1.68
Auxiliary power plant	10,775	4,887	11'4"	3.45	6'0"	1.83	8'0"	2.44
Counterweight carrier	57,650	26,150	43'2"	13.16	11'6"	3.51	8'10"	2.69
Counterweight center box (2), each	36,000	16,329	13'0"	3.96	7'11"	2.41	1'8"	0.51
Counterweight side box (26), each	44,000	19,958	11'6"	3.51	7'3"	2.21	1'9"	0.54
49A mast butt	14,610	6,627	40'6"	12.34	9'10"	3.00	10'2"	3.10
49A mast top	17,600	7,983	43'0"	13.11	9'10"	3.00	10'6"	3.20
49A mast insert	11,190	5,076	40'6"	12.34	9'10"	3.00	10'4"	3.15
67B boom butt	32,200	14,606	51'0"	15.54	11'0"	3.35	11'6"	3.51
67B boom top	33,600	15,241	54'4"	16.57	11'1"	3.38	11'3"	3.43
67B boom insert (25') (7.62m)	10,400	4,717	26'0"	7.92	11'0"	3.35	11'6"	3.51
67B boom insert (50') (15.24m)	21,650	9,821	51'0"	15.54	11'0"	3.35	11'6"	3.51
Upper boom point	1,475	669	11'6"	3.51	3'0"	0.91	3'6"	1.07

888 RINGER® Hoist Data

Application	Location	Drum Width	Lagging Diameter	Spooling Capacity	Single-Line Pull	Maximum Line Speed
Hoist Line	Front of Boom Carrier	70¼" (178.4cm)	35¼" (90.8cm)	4,859' (1,481m) of 1¼" (32mm) rope 7,062' (2,152m) of 1½" (28.6mm) rope	40,000 lb. (178 kN)	470 fpm (143 mpm) 8th layer
Whip Line	Rear of Boom Carrier	55" (139.7cm)	30½" (77.5cm)	3,714' (1,132m) of 1½" (28.6mm) rope	32,300 lb. (144 kN)	429 fpm (131 mpm) 8th layer
Auxiliary Line	In Boom Butt	37" (94.0cm)	21¼" (54.0cm)	1,428' (435m) of 1" (25.4mm) rope	20,000 lb. (89.0 kN)	550 fpm (168 mpm) 6th layer

Swing Speed: 0.7 rpm

Travel Speed: 1.0 mph (1.6 kph)

Boom Hoist Speed: 425' (129.5 m) boom, 0°-82° - 12 minutes

MANITOWOC'S 888 RINGER®...EVERYTHING YOU WANT FROM A CRANE

Superior Capacity: The RINGER® delivers 660-ton (600-metric-ton) maximum capacity and outlifts competitive equipment at the most-used working radii.

Easy Mobilization: Modular components sized for easy transportation by truck simplify shipment and reduce the number of transport loads.

Fast Assembly: Modular design and FACT™ connection technology cut assembly time to as little as two to three days.

Minimal Site Requirements: Equalized rollers and load-distributing pedestals minimize ground-bearing pressure, and the 45' (13.7m) diameter ring requires less space than competitive equipment.

Excellent Reliability: The 888 RINGER® uses proven components and technology developed through 30 years of experience by Manitowoc, the company that invented and patented the RINGER®.



MANITOWOC CRANES, INC.

P.O. Box 70 ♦ 2401 S. 30th St. ♦ Manitowoc, WI 54221-0070
Telephone: 920-684-6621 ♦ Telefax: 920-683-6277
Website: <http://www.manitowoc.com>

Product improvements may change specifications.

Form 97-044

©1998 Manitowoc

Litho in U.S.A.